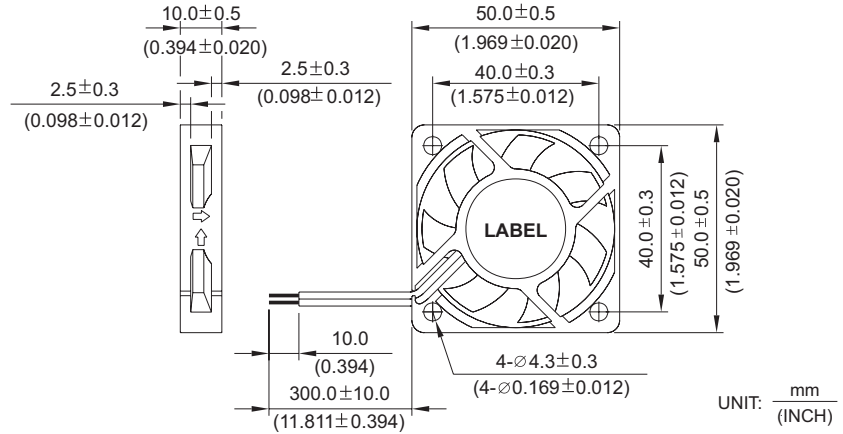


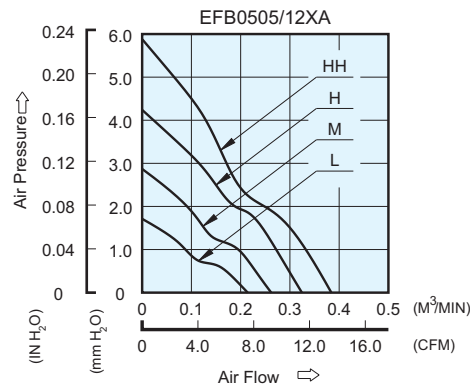
EFB 50 x 50 x 10 MM SERIES

■ DIMENSIONS DRAWING

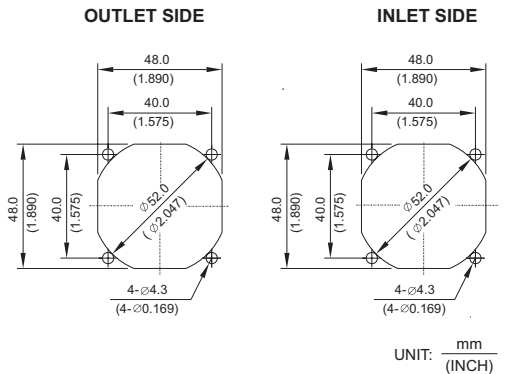


- * Bearing Type
Ball Bearings
- * Material :
Impeller & Frame : Plastic (UL 94V-0)
- * Lead Wires :
UL 2468 AWG #28 Or Equivalent
Red Wire Positive (+)
Black Wire Negative (-)
- * Weight : 25g (0.88 oz)
- * Rib Type Only

■ P & Q CURVE (AT RATED VOLTAGE)



■ MOUNTING PANEL CUTOUT



MODEL		Rated Voltage	Operating Voltage Range	Rated Current	Rated Input Power	Speed	Maximum Air Flow		Maximum Air Pressure		Noise
PART NO.	FUNCTION	VDC	VDC	Amp	Watt	R.P.M.	m ³ /min	CFM	mmH ₂ O	IN H ₂ O	dB-A
EFB0505LA	-R00 / -F00	5	4.5 to 5.5	0.07	0.35	3500	0.212	7.50	1.72	0.068	18.0
EFB0512LA	-R00 / -F00	12	7.0 to 13.8	0.05	0.60						
EFB0505MA	-R00 / -F00	5	4.5 to 5.5	0.13	0.65	4500	0.261	9.21	2.87	0.113	25.0
EFB0512MA	-R00 / -F00	12	7.0 to 13.8	0.08	0.96						
EFB0505HA	-R00 / -F00	5	4.5 to 5.5	0.20	1.00	5500	0.323	11.40	4.24	0.167	30.0
EFB0512HA	-R00 / -F00	12	7.0 to 13.8	0.10	1.20						
EFB0512HHA	-R00 / -F00	12	7.0 to 13.8	0.15	1.80	6500	0.384	13.57	5.89	0.232	33.5

* Function type is optional.
 * The max. air flow and the speed are measured in free air ; max. air pressure is measured at zero air flow.
 * Noise is measured in anechoic chamber in free air, one meter from intake side.
 * All readings are typical values at rated voltage.
 * Specifications are subject to change without notice.
 * Both of the ball bearing and the 1 ball + 1 sleeve type are available.